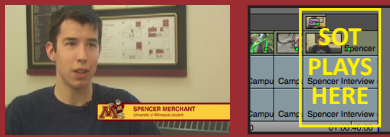
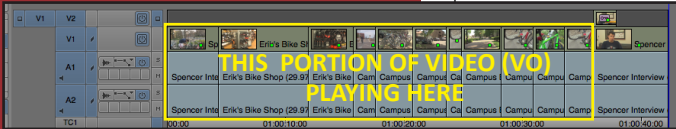


VOSOT: Sample Script and Avid Timeline

SAMPLE SCRIPT

WHAT THE VIEWER IS SEEING



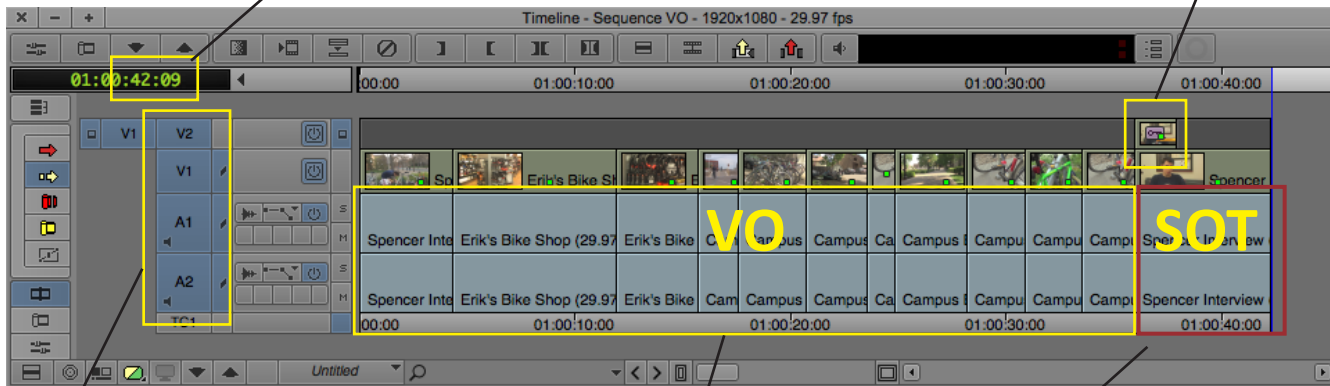
(VIDEO)

(AUDIO)

Anchor lead-in	WORKS THE SAME WAY AS A V-O. NOTICE, BY THE WAY, THE BROADCAST STYLE OF HYPHENATING INITIALS TO MAKE THEM EASIER TO READ ALOUD.
VO	HERE AGAIN IS WHERE THE VIDEO COMES UP. THE ANCHOR DESCRIBES WHAT VIEWERS ARE SEEING OR COMPLEMENTS THE VIDEO WITH CLOSELY RELATED INFORMATION. THEN HE OR SHE TOSSES TO THE SOUND BITE:
Spencer Merchant University of Minnesota student	"Notice that my sound bite is inside quotation marks. It's spelled out verbatim, and it's not in all capital letters."
TAG	AGAIN, THE ANCHOR IS ON CAMERA, PROVIDING ADDITIONAL INFORMATION ON WHAT WE'VE JUST SEEN AND HEARD.

VOSOT length is 40-50 seconds.
This sample is 42 sec 09 frames.

Lower third with
name and title.



The only tracks you should need for the VOSOT need are
V2: Lower third
V1: Video
A1: Audio
A2: Audio

ALL the audio that is VO (anchor reading live) is set at the "under" level - loud enough to hear it but not so loud as to distract from what the anchor is reading. (identified in the yellow box)

The SOT (Spencer sound bite) is set at the "full" level. We use the audio mixer to set the full level for the SOT at -8db. (identified in the red box)

