




TROUBLESHOOTING THE THE SONY HXR-NX70U NXCAM



TROUBLE	FIX
I have a W and T in left hand window of the LED screen	Menu > Setup >  General Settings > Using down arrow left side of screen, scroll down one window > Display setting > tap on AUTO and change to ON > X in upper left to MENU > X in upper to return to LED Screen
I don't have the Guideframe (rule of thirds)	Menu > Camera/Audio >  Shooting Assist > Using down arrow left side of screen, scroll down one window > Marker > tap on OFF or ON on same line to right > Center to OFF > tap OK upper left corner of screen > Guide Frame to ON > tap ok upper left corner of screen > On/Off to ON > click OK upper left corner of screen > Tap X Marker in upper left corner of screen > Tap X Camera/Audio in upper left corner of screen > Tap X MENU in upper left corner of screen > returns to LED screen
I don't have the White Balance, Focus and / or Exposure icon on the left side of my LED screen	Menu > Camera/Audio >  Shooting Assist > My Button > Tap White Balance to select White Balance > Tap area of top icon below X My Button to place WB in top position > Tap Focus to select Focus > Tap center position below White Balance icon > with scrolling arrows on right side of LEF screen, scroll down one window > Tap Iris to select Iris (exposure) > Tap bottom position below Focus icon to place > in upper left corner, tap OK My Button > tap MENU > returns to LED Screen To set defaults: Tap White Balance icon > tap far right icon on bottom of screen for Manual white balance > in upper left corner, tap X White Balance Tap Focus icon > tap MANUAL > in upper left corner, tap X Focus Tap Iris (exposure) icon > tap AUTO > tap X Iris and you should now be on LED screen
I have a hand with an F in it or I have an icon that looks like mountains on lower left of screen	Not to worry. Appears when FOCUS icon is set to Manual.
I have a camera with a circle/slash below Standby on my screen	Not to worry. That means you're in movie mode and can't take a still photo.
My White Balance and Iris (exposure) icon are grayed-out and I can't use them.	On back of camera above where you put SDHC card, change AUTO to MANUAL.
I have a GPS icon on my LED screen	Menu > Setup > GPS Setting > to right tap On > tap Off > in upper left corner, tap OK GPS Setting > tap X Setup > tap X Menu to return to LED screen